

ESSAY

Human protection drives the emergence of a new coping style in animals


Bastien Sadoul¹, Daniel T. Blumstein², Sébastien Alfonso³, Benjamin Geffroy^{4*}

1 ESE, Ecology and Ecosystem Health, Institut Agro, INRAE, Rennes, France, **2** Department of Ecology and Evolutionary Biology, University of California, Los Angeles, California, United States of America, **3** COISPA Tecnologia & Ricerca, Stazione Sperimentale per lo Studio delle Risorse del Mare, Bari, Italy, **4** MARBEC, Univ. Montpellier, Ifremer, IRD, CNRS, Palavas-Les-Flots, France

* bgeffroy@ifremer.fr

Abstract

Wild animals face novel environmental threats from human activities that may occur along a gradient of interactions with humans. Recent work has shown that merely living close to humans has major implications for a variety of antipredator traits and physiological responses. Here, we hypothesize that when human presence protects prey from their genuine predators (as sometimes seen in urban areas and at some tourist sites), this predator shield, followed by a process of habituation to humans, decouples commonly associated traits related to coping styles, which results in a new range of phenotypes. Such individuals are characterized by low aggressiveness and physiological stress responses, but have enhanced behavioral plasticity, boldness, and cognitive abilities. We refer to these individuals as “preactive,” because their physiological and behavioral coping style falls outside the classical proactive/reactive coping styles. While there is some support for this new coping style, formal multivariate studies are required to investigate behavioral and physiological responses to anthropogenic activities.



OPEN ACCESS

Citation: Sadoul B, Blumstein DT, Alfonso S, Geffroy B (2021) Human protection drives the emergence of a new coping style in animals. *PLoS Biol* 19(4): e3001186. <https://doi.org/10.1371/journal.pbio.3001186>

Published: April 6, 2021

Copyright: This is an open access article, free of all copyright, and may be freely reproduced, distributed, transmitted, modified, built upon, or otherwise used by anyone for any lawful purpose. The work is made available under the [Creative Commons CC0](https://creativecommons.org/licenses/by/4.0/) public domain dedication.

Funding: The authors received no specific funding for this work.

Competing interests: The authors have declared that no competing interests exist.

Introduction

The ecological importance of intraspecific phenotypic trait variation is gaining increasing attention [1,2]. Recent results demonstrate that intraspecific variation can play an important role in ecosystem services, which is comparable or even stronger than interspecific variation [2]. Personality is the result of intraspecific variation in behavior where within-individual variations overtime are small enough to ensure repeatable relative differences between individuals [3]. By definition, this implies comparisons with other group members across behavioral traits, i.e., an individual is bolder than another in multiple contexts and over time [4]. Boldness, activity, aggressiveness, and sociability/gregariousness are among the most studied personality traits. A behavioral syndrome is seen when there is significant correlation between personality traits over time and across contexts [5,6]. Overall, bolder individuals are more active and more aggressive, explore their environment faster, but are less social [4]. Recent work has identified molecular and endocrinological mechanisms that further distinguish bold, aggressive, and active individuals from their counterparts [4]. The ecological concept of behavioral syndromes relates to the older notion of coping styles [7], which describes individuals on a reactive–

proactive continuum based on their physiological and behavioral capacities to respond to a challenge. Reactive animals, those that are relatively shy, less aggressive, and less active, are also, when challenged by a stressor, characterized by high hypothalamic-pituitary-interrenal/adrenal (HPI/A) responses and low sympathetic activity compared to proactive ones [8]. A very large body of literature has also demonstrated that individuals differ in a range of behavioral and physiological traits that are generally associated with being reactive or proactive [7–10], and many of these have ultimate consequences on traits associated with fitness in specific environments [4,11–14].

The Anthropocene is marked by extensive harvesting, environmental pollution, habitat fragmentation, the introduction of exotic species, widespread tourism, urbanization, and climate change [15]. These multiple anthropogenic actions modify the strength and direction of natural selection within a wide range of environments, triggering profound consequences on the behavior and physiology of many species [16,17]. These anthropogenic disturbances have proliferated across the world and are together known as human-induced rapid environmental changes or HIRECs [15]. However, it is important to emphasize that HIRECs do not create a uniform selection pressure [18], with some of them protecting individuals by creating a predator shield, such as seen with tourism, urbanization, captivity, and to a greater extent, domestication [18]. By extirpating predators, or protecting prey from predation risk, humans are acting on an important source of selection pressure. Prior work has shown that predators are a key driver of the structure of behavioral syndromes [19,20]. Yet, much less is known regarding associated physiological traits. Here, we predict that when HIRECs protect prey from their predators, we may see a decoupling of correlated behavioral and physiological traits within an existing coping style, which is then accentuated by evolutionary advantages of being around humans but requires individuals to habituate to their presence. This decoupling would create a new set of correlated traits and hence, a new coping style, that is characterized by animals having both proactive and reactive features.

Genetic correlations underlying coping styles

Debate remains about evolutionary advantages of interindividual variation in coping styles and the underlying mechanisms maintaining this variation within populations and species. Nevertheless, coping styles are also under selection and can evolve since prior work has shown both that they are heritable and that there are some genetic correlations between behavioral and physiological traits [21,22]. At the genetic level, correlations between behavioral and physiological traits can arise either from linkage disequilibrium or pleiotropy [23]. Linkage disequilibrium is the result of a nonrandom association of alleles at different loci, while pleiotropy recognizes that a locus has multiple effects because it encodes proteins with multiple or cascading effects. Similarly to other genetic correlations, if underlying correlations of coping styles emerge from linkage disequilibrium, then they could rapidly be weakened once selective regimes are relaxed [23]. Multiple studies show limited to absent correlations between physiological and behavioral traits and describe phenotypes that differ from the classical coping styles [24,25]. We therefore suggest that correlations in the wild arise only in specific environments, where trade-offs and constraints force their emergence as a consequence of linkage disequilibrium rather than pleiotropy. Correlational selection, selecting for combinations of traits rather than individual traits, often results in genetic correlations based on linkage disequilibrium [26]. Previous work suggests that this explains the correlations between behavioral and nonbehavioral phenotypes [21,27,28]. Thus, in situations and contexts that reduce or eliminate these constraints, correlations between traits can erode within few generations and favor a new genetic correlation [26].

As with the arrival of any other animal, especially the arrival of top predators, the arrival of humans in an environment can modify the general structure of the ecosystem by modifying trophic and social interactions within and between species [29]. These changes, and the associated new constraints on the environment, are necessarily context dependent but are relevant for all levels of human presence that range from ecotourism to domestication. To persist in this new environment, individuals must cope, and populations must adapt. Coping occurs on relatively short timescales by phenotypic changes via plasticity. Over longer, multigenerational timescales, we expect evolutionary changes. We propose here a general framework based on the most recent literature to explain mechanistically the reasons of the emergence of new coping styles in response to human presence that fall outside the more traditionally understood proactive–reactive continuum.

Human presence modifies the environment and alters selective forces

In nature, correlational selection is based on the trade-off between advantages and disadvantages being at one end of the coping style continuum or the other. In a variety of situations, this trade-off is rooted in the decision to forage or avoid predation risk. Proactive individuals are generally bolder, explore faster their environment, and spend more time foraging, while reactive individuals are less prone to predation because of their increased shyness. Consequently, proactive individuals are favored when predation risk is low, while reactive individuals are considered favored in a predator-rich environment [30].

Tourism, urbanization, and domestication all share an increased proximity to, and interactions with, humans, but we recognize that these anthropogenic experiences differ in a variety of ways. For instance, populations exposed to tourism might also encounter food provisioning or exposure to novel chemicals (e.g., sun cream for aquatic species). Urbanization creates potentially novel types of habitat and is associated with light, noise, air, and water pollution, as well as novel food items [31]. Captive species might also experience changes in their habitat and, depending upon how they are maintained, modified needs for food. Domestication explicitly selects for specific traits, including human tolerance. Despite this non-exhaustive list of differences between contexts, we recently showed that they all lead to a reduction of anti-predator traits (behavioral and physiological) when animals are exposed over multiple generations [17]. Hence, insights gained by more proximate studies of physiological and behavioral responses to domestication can inform these responses to tourism and urbanization [17].

Based on multiple previous studies, we hypothesize that an important part of the reduction of antipredator traits is related to the sudden elimination of predators, a factor that all the above-described contexts share (with a different intensity). Indeed, human presence has been demonstrated to create a predator shield which relaxes selection in all these contexts [18] and reduces the value of some behavioral and physiological traits associated with antipredator responses. Additionally, we know that natural selection favors antipredator phenotypes that efficiently reduce predation risk. But when the risk is low, these energetically costly phenotypes, including vigilance, physiological stress responses to predation, or certain escape capacities, may become too costly to maintain [32–34]. Consequently, the release of constraints related to predation will favor individuals with reduced expression of these traits or favor individuals that have the capacity to quickly respond to these new circumstances through plasticity.

The response to reduced predation seems to come with additional constraints related to the interaction with humans and their associated activities. Human presence generates novel types of direct and indirect selection on some specific traits. These encompass the direct effects of selection for phenotypes related to increased production (e.g., growth) in the case of

domestication for food consumption or reduced fear toward humans in animals selected to be human commensals (e.g., habituation). However, apart from these well-known specific selective pressures, the direction and intensity of other selective pressures related to human presence are still unclear, and there is no general framework for predicting animals' responses to human presence in other contexts. Nevertheless, based on most recent literature, we propose that long-term exposure to extensive tourism and urbanization might ultimately result in similar patterns to those observed under domestication.

Human presence decouples the link between physiological and behavioral traits

When contact with humans is relatively low but disturbing, high HPI/A reactivity in prey may be associated with increased boldness [35]. This falls outside the classic correlations between physiological and behavioral traits underlying coping styles (i.e., bold animals are supposed to be less stressed). Increased boldness was previously observed in response to tourism and ecotourism (Fig 1. (Eco)Tourism), probably as a consequence of the associated human shield and provisioning [18,36]. However, baseline and post-stress glucocorticoid responses seem to strongly depend on the intensity with which humans interact with animals, with severe disturbance generally increasing glucocorticoid production [35], creating bold but stressed individuals.

Although only few studies have simultaneously investigated behavioral and physiological consequences of urbanization, this context seems to produce behavioral changes similar to animals exposed to tourism, by overall favoring bold individuals [18,37–44] (Fig 1). Concerning the stress responses, results are less consistent, and 2 opposite patterns were described in response to urbanization. Some studies observed a reduced stress load or stress response [40,44–46], while others highlighted increased post-stress corticosterone production [47,48] or increased heart rates [49] in urban animals (Fig 1. Urban (i) and Urban (ii)) [50]. We suppose that these differences are consequences of differences in the level of habituation of species toward humans and propose that some urbanization contexts lead to situations similar to what can be observed in response to tourism (i.e., increased physiological stress; Urban (i)) while animals habituated to humans in a very urbanized context (Urban (ii)) rather respond by a reduction in physiological stress.

Habituation to humans decouples the link within physiological and behavioral traits

We recognize that many characteristics vary between those studies showing differential stress response, in addition to and including the types and gradients of human interaction. However, we suggest that a valuable way to frame these responses is to view the discrepancy between results being explained by the intensity of human contact. Studies reporting reduced physiological stress [40,44,45] (Fig 1, Urbanization (ii)) generally investigate animals that have been around humans for several generations and have become somewhat commensal, using humans as a source of food or protection. Urbanization may also be associated with selection for increased cognitive abilities [45,51] and behavioral plasticity [39,41,42,52,53]. Although some studies showed no significant associations [54,55], multiple studies showed that urbanization may also increase cranial capacity of some mammals and birds, suggesting that behavioral plasticity is favored either by selection or by differential settlement [56–58]. Hence, long-term exposure to humans results in decreased stress, specific of proactive individuals, and increased cognitive abilities, rather characteristic of reactive individuals (Fig 1, Urbanization (ii)). For behavior too, this long-term association can uncouple boldness and aggressiveness,

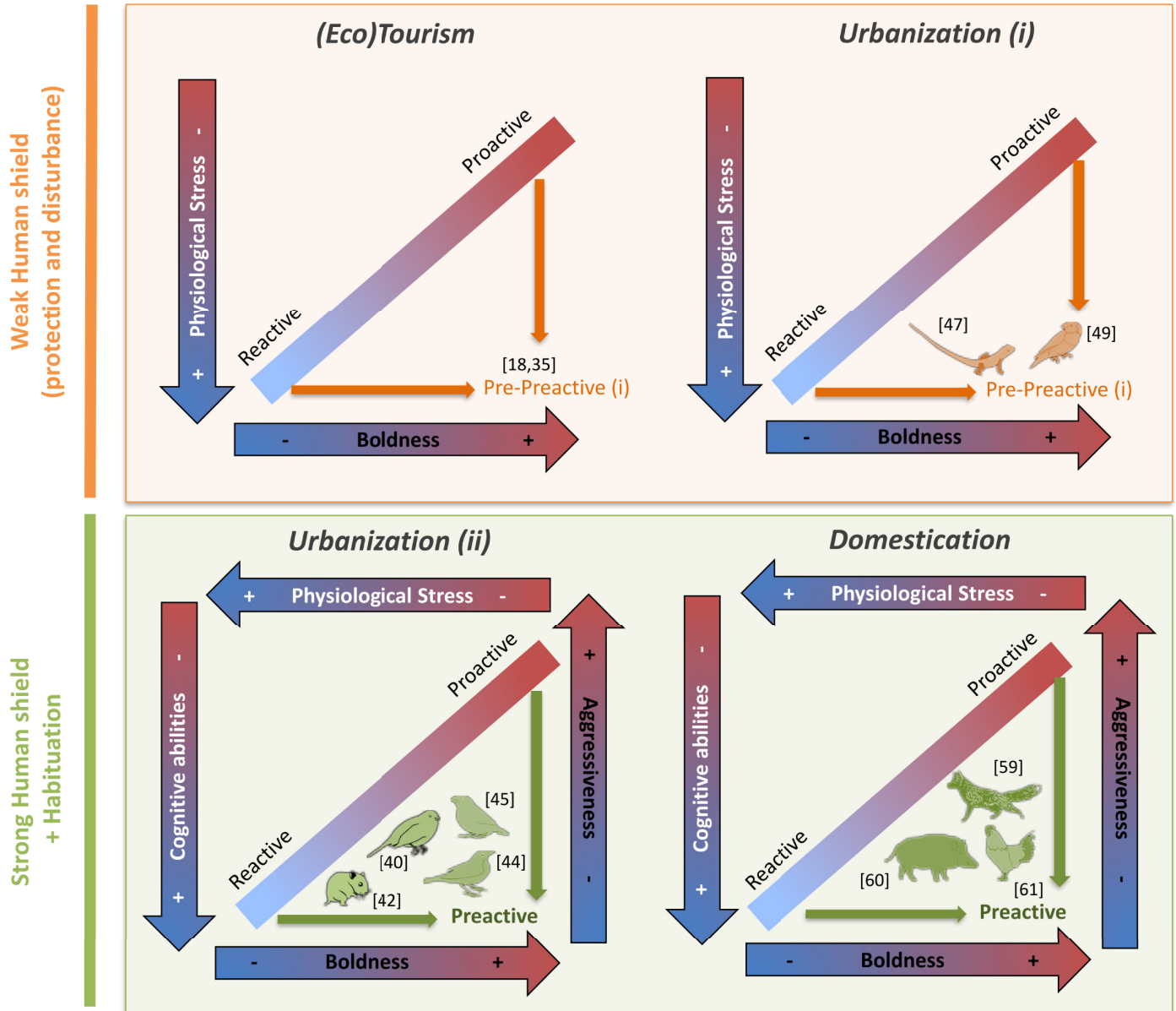


Fig 1. Uncoupling of physiological (in white) and behavioral (in black) coping style traits in, (Eco)tourism, Urbanization, and Domestication contexts. The orange panel represents the case where intensity of human contact is weak, which results in the uncoupling of physiological and behavioral traits within coping styles (i). The green panel represents the cases where the intensity of human contacts is strong, which results in the uncoupling within either physiological or behavioral traits, and creates preactive individuals. The blue to red arrows on the edges represent x and y axes characterizing behavioral and physiological differences between reactive and proactive coping styles. The smaller arrows (orange or green) highlight the shifts outside the classic reactive–proactive continuum which is related to human presence. Note that we purposely focused on the 2 extreme coping styles to better unpack and illustrate the logic behind our hypothesis. The number refers to the references associated with the finding. *Species design: Pierre Lopez (MARBEC).*

<https://doi.org/10.1371/journal.pbio.3001186.g001>

as recently seen with urban northern cardinals (*Cardinalis cardinalis*) that were bolder, but less aggressive, than rural individuals [44] (Fig 1, Urbanization (ii)), close to what is observed with domestication.

Some of our best knowledge on the physiology and behavior of domesticated species has been gathered in foxes (*Vulpes vulpes*) that have been domesticated for now more than 40

generations [59], domestic guinea pigs (*Cavia porcellus*) [60], and chickens (*Gallus gallus domesticus*) [61]. Selection for tameness decreases fear-related traits [59–61], cortisol production, and associated gene pathways [60–62], which means that tame animals are bolder and more proactive (Fig 1, Domestication). However, domestication also decreases aggressiveness [59,60], which is consistent with them being concurrently more reactive [63]. Increased social cognitive abilities and neurogenesis were also observed multiple times in domesticated animals (Fig 1, Domestication) [60,64–66], and are generally reported to be also correlated with reactive individuals [67]. Nevertheless, it is worth mentioning that these are general responses which might diverge depending on husbandry practices in animals domesticated for intensive production purposes. For instance, inappropriate feeding procedures which limit access to food (e.g., inappropriate delivery systems or low rations) have been observed to increase aggression, through competition for resources [68]. In addition, rearing animals in a closed barren environment leads to behavioral routines reducing cognitive skills [63], in opposition to enriched environments [69]. Finally, brain size reduction, sometimes considered as a marker of reduced behavioral flexibility [70,71], was observed with domestication in some species that were under strong selection for specific traits [72]. But overall, in both domesticated and highly urbanized animals, we see signs of a decoupling between glucocorticoid production and cognitive abilities and/or between aggressiveness and boldness (Fig 1).

Toward a mechanistic explanation of the involved processes: The emergence of a new coping style

Overall, there is a decoupling of physiological and behavioral traits in wild animals exposed to HIRECs that relax selection pressures on antipredator behavior and increase human contact. It is essential to realize that it is exceedingly difficult to determine whether all these physiological and behavioral adjustments emerge from (I) differential colonization according to an individual's traits; (II) plasticity of individuals due to human contact; or (III) evolutionary response that selected for specific traits. We suggest that this is likely to depend on the context. One might expect that sudden tourism presence would lead animals already at that site to readily deal with this new “challenge” through plasticity first and evolutionary adaptation after multiple generations. By contrast, provisioning animals by tourists would attract specific phenotypes to colonize and spread around humans. We expect this to happen both within species and across species. The same logic could apply for urban areas. In both cases, animals would have to adapt to human presence, by becoming bolder for those that are shy (due to provisioning and/or human shield) and possibly become more stressed for those that are relatively bold and whom have to deal with this new environment. We thus expect that these environmental alterations can profoundly change the physiology and behavior of animals affected by those HIRECs offering both protection from predators and new food sources.

We suggest a new term to characterize these individuals: They are “preactive” in that they are part proactive and part reactive. Ultimately, we expect strong interactions with humans to drive the evolution toward such preactive individuals. The emergence of this new preactive coping style results from the decoupling of previously associated traits (since variation underlying coping styles has been shown to be heritable) and is expected when interactions with humans are strong. This uncoupling likely occurs in 2 steps.

First, there is a relaxation of selection by a human shield where behavioral (boldness) and physiological (HPI/A axis) traits are decoupled within each coping style, resulting in pre-preactive (i) animals (Fig 2). As described above, this occurs for animals suddenly exposed to tourism or in early stages of urbanization. Interestingly, this uncoupling was also observed in

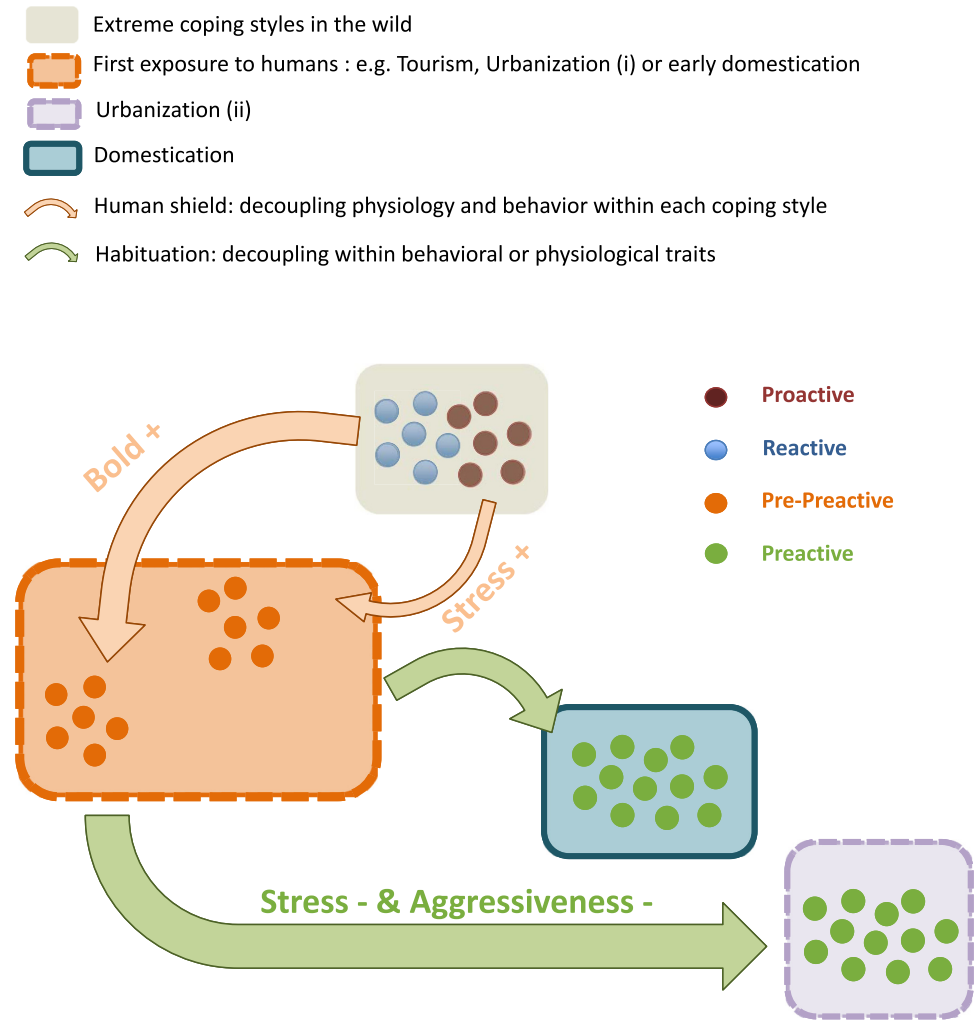


Fig 2. A possible scenario leading to the emergence of preactive individuals. Wild proactive or reactive individuals enter into contact with humans (e.g., via tourism, urbanization, or during the early process of domestication). Reactive animals would become bolder (+), and proactive animals would become more (+) stressed. Then, animals habituate to human presence and become less (-) stressed and less (-) aggressive, resulting in the emergence of preactive animals. Arrow size is proportional to the time necessary for the process to occur. Note that we purposely focused on the 2 extreme coping styles to better unpack and illustrate the logic behind our hypothesis.

<https://doi.org/10.1371/journal.pbio.3001186.g002>

early steps of domestication of Atlantic salmon (*Salmo salar*), captive-bred populations of a swordtail fish (*Xiphophorus birchmanni*), and captive-bred voles (*Myodes glareolus*) [73–75], confirming that within one or few generations of captivity, a similar and possibly ubiquitous process occurs.

Second, animals associated with humans for longer periods of time habituate to this new situation by decreasing their overall aggression and decreasing their HPI/A reactivity while improving their capacities to cope with environmental perturbations which may be associated with higher neurogenesis and/or neural plasticity (Fig 2).

To further evaluate this proposed cascading process, additional multigenerational and multivariate studies on the behavioral and physiological effects of HIRECs on coping styles are needed. Such studies could help demonstrate how living around humans drives the

uncoupling of coping style traits and the emergence of a new consistent coping style. The generality of this concept, and its associated ecological and evolutionary consequences, will become clear only if the underlying genetic basis is understood. All the recent findings suggesting a link between protection from predators, and the emergence of a new coping style leaves another open question: whether this also occurs when domesticator–domesticate relationships involve other nonhuman species since such specific commensalisms exist in the wild [76]. We hope that future studies will allow us to better describe the conditions and the dynamics of the processes that favor the emergence of proactive individuals and help us understand the underlying mechanisms of these changes.

Acknowledgments

We thank Pierre Lopez for drawing species on Fig 1.

References

1. Forsman A, Wennersten L. Inter-individual variation promotes ecological success of populations and species: evidence from experimental and comparative studies. *Ecography*. 2016; 39:630–48. <https://doi.org/10.1111/ecog.01357>
2. Roches SD, Post DM, Turley NE, Bailey JK, Hendry AP, Kinnison MT, et al. The ecological importance of intraspecific variation. *Nat Ecol Evol*. 2018; 2:57–64. <https://doi.org/10.1038/s41559-017-0402-5> PMID: 29203921
3. Roche DG, Careau V, Binning SA. Demystifying animal 'personality' (or not): why individual variation matters to experimental biologists. *J Exp Biol*. 2016; 219:3832–43. <https://doi.org/10.1242/jeb.146712> PMID: 27852750
4. Réale D, Garant D, Humphries MM, Bergeron P, Careau V, Montiglio P-O. Personality and the emergence of the pace-of-life syndrome concept at the population level. *Philos Trans R Soc B Biol Sci*. 2010; 365:4051–63. <https://doi.org/10.1098/rstb.2010.0208> PMID: 21078657
5. Bell AM. Future directions in behavioural syndromes research. *Proc R Soc B Biol Sci*. 2007; 274:755–61. <https://doi.org/10.1098/rspb.2006.0199> PMID: 17251088
6. Sih A, Bell A, Johnson JC. Behavioral syndromes: an ecological and evolutionary overview. *Trends Ecol Evol*. 2004; 19:372–8. <https://doi.org/10.1016/j.tree.2004.04.009> PMID: 16701288
7. Koolhaas JM, Korte SM, De Boer SF, Van Der Vegt BJ, Van Reenen CG, Hopster H, et al. Coping styles in animals: current status in behavior and stress-physiology. *Neurosci Biobehav Rev*. 1999; 23:925–35. [https://doi.org/10.1016/s0149-7634\(99\)00026-3](https://doi.org/10.1016/s0149-7634(99)00026-3) PMID: 10580307
8. Koolhaas JM, de Boer SF, Coppens CM, Buwalda B. Neuroendocrinology of coping styles: Towards understanding the biology of individual variation. *Front Neuroendocrinol*. 2010; 31:307–21. <https://doi.org/10.1016/j.yfrne.2010.04.001> PMID: 20382177
9. Carere C, Caramaschi D, Fawcett TW. Covariation between personalities and individual differences in coping with stress: Converging evidence and hypotheses. *Curr Zool*. 2010; 56:728–40. <https://doi.org/10.1093/czoolo/56.6.728>
10. de Boer SF, Buwalda B, Koolhaas JM. Untangling the neurobiology of coping styles in rodents: Towards neural mechanisms underlying individual differences in disease susceptibility. *Neurosci Biobehav Rev*. 2017; 74:401–22. <https://doi.org/10.1016/j.neubiorev.2016.07.008> PMID: 27402554
11. Smith BR, Blumstein DT. Fitness consequences of personality: a meta-analysis. *Behav Ecol*. 2008; 19:448–55. <https://doi.org/10.1093/beheco/arm144>
12. Monestier C, Morellet N, Gaillard J-M, Cargnelutti B, Vanpé C, Hewison AJM. Is a proactive mum a good mum? A mother's coping style influences early fawn survival in roe deer. *Behav Ecol*. 2015; 26:1395–403. <https://doi.org/10.1093/beheco/arv087>
13. Moiron M, Laskowski KL, Niemelä PT. Individual differences in behaviour explain variation in survival: a meta-analysis. *Ecol Lett*. 2020; 23:399–408. <https://doi.org/10.1111/ele.13438> PMID: 31811699
14. Geffroy B, Alfonso S, Sadoul B, Blumstein DT. A World for Reactive Phenotypes. *Front Conserv Sci*. 2020; 1. <https://doi.org/10.3389/fcosc.2020.611919>
15. Sih A, Ferrari MCO, Harris DJ. Evolution and behavioural responses to human-induced rapid environmental change. *Evol Appl*. 2011; 4:367–87. <https://doi.org/10.1111/j.1752-4571.2010.00166.x> PMID: 25567979

16. Johnson MTJ, Munshi-South J. Evolution of life in urban environments. *Science*. 2017; 358. <https://doi.org/10.1126/science.aam8327> PMID: 29097520
17. Geffroy B, Sadoul B, Putman BJ, Berger-Tal O, Garamszegi LZ, Møller AP, et al. Evolutionary dynamics in the Anthropocene: Life history and intensity of human contact shape antipredator responses. *PLoS Biol*. 2020; 18:e3000818. <https://doi.org/10.1371/journal.pbio.3000818> PMID: 32960897
18. Geffroy B, Samia DSM, Bessa E, Blumstein DT. How nature-based tourism might increase prey vulnerability to predators. *Trends Ecol Evol*. 2015; 30:755–65. <https://doi.org/10.1016/j.tree.2015.09.010> PMID: 26475119
19. Bell AM, Sih A. Exposure to predation generates personality in threespined sticklebacks (*Gasterosteus aculeatus*). *Ecol Lett*. 2007; 10:828–34. <https://doi.org/10.1111/j.1461-0248.2007.01081.x> PMID: 17663716
20. Smith BR, Blumstein DT. Structural consistency of behavioural syndromes: does predator training lead to multi-contextual behavioural change? *Behaviour*. 2012; 149:187–213.
21. Kern EMA, Robinson D, Gass E, Godwin J, Langerhans RB. Correlated evolution of personality morphology and performance. *Anim Behav*. 2016; 117:79–86. <https://doi.org/10.1016/j.anbehav.2016.04.007> PMID: 29398712
22. Dochtermann NA, Schwab T, Sih A. The contribution of additive genetic variation to personality variation: heritability of personality. *Proc R Soc B Biol Sci*. 2015; 282:20142201. <https://doi.org/10.1098/rspb.2014.2201> PMID: 25392476
23. Roff D. *Evolutionary Quantitative Genetics*. Springer US; 1997. <https://doi.org/10.1007/978-1-4615-4080-9>
24. Westrick SE, van Kesteren F, Palme R, Boonstra R, Lane JE, Boutin S, et al. Stress activity is not predictive of coping style in North American red squirrels. *Behav Ecol Sociobiol*. 2019; 73:1–14. <https://doi.org/10.1093/cz/zoz040> PMID: 32440278
25. Qu J, Fletcher QE, Réale D, Li W, Zhang Y. Independence between coping style and stress reactivity in plateau pika. *Physiol Behav*. 2018; 197:1–8. <https://doi.org/10.1016/j.physbeh.2018.09.007> PMID: 30236525
26. Sinervo B, Svensson E. Correlational selection and the evolution of genomic architecture. *Heredity*. 2002; 89:329–38. <https://doi.org/10.1038/sj.hdy.6800148> PMID: 12399990
27. Roff DA, Fairbairn DJ. A test of the hypothesis that correlational selection generates genetic correlations. *Evol Int J Org Evol*. 2012; 66:2953–60. <https://doi.org/10.1111/j.1558-5646.2012.01656.x> PMID: 22946815
28. Montiglio P-O, Wey TW, Chang AT, Fogarty S, Sih A. Correlational selection on personality and social plasticity: morphology and social context determine behavioural effects on mating success. *J Anim Ecol*. 2017; 86:213–26. <https://doi.org/10.1111/1365-2656.12610> PMID: 27859289
29. Darimont CT, Fox CH, Bryan HM, Reimchen TE. The unique ecology of human predators. *Science*. 2015; 349:858–60. <https://doi.org/10.1126/science.aac4249> PMID: 26293961
30. Lapedra O, Schoener TW, Leal M, Losos JB, Kolbe JJ. Predator-driven natural selection on risk-taking behavior in anole lizards. *Science*. 2018; 360:1017. <https://doi.org/10.1126/science.aap9289> PMID: 29853685
31. Lambert MR, Brans KI, Des Roches S, Donihue CM, Diamond SE. Adaptive Evolution in Cities: Progress and Misconceptions. *Trends Ecol Evol*. 2020;8. <https://doi.org/10.1016/j.tree.2020.11.002> PMID: 33342595
32. Runemark A, Brydegaard M, Svensson EI. Does relaxed predation drive phenotypic divergence among insular populations? *J Evol Biol*. 2014; 27:1676–90. <https://doi.org/10.1111/jeb.12421> PMID: 24890841
33. McNab BK. Energy Conservation and the Evolution of Flightlessness in Birds. *Am Nat*. 1994; 144:628–42.
34. Blumstein DT, Daniel JC. The loss of anti-predator behaviour following isolation on islands. *Proc R Soc B Biol Sci*. 2005; 272:1663–8. <https://doi.org/10.1098/rspb.2005.3147> PMID: 16087420
35. Geffroy B, Sadoul B, Ellenberg U. *Physiological and Behavioral Consequences of Human Visitation. In: Ecotourism's Promise and Peril*. Springer, Cham; 2017. pp. 9–27. https://doi.org/10.1007/978-3-319-58331-0_2
36. Arroyo B, Mougeot F, Bretagnolle V. Individual variation in behavioural responsiveness to humans leads to differences in breeding success and long-term population phenotypic changes. *Ecol Lett*. 2017; 20:317–25. <https://doi.org/10.1111/ele.12729> PMID: 28103631
37. Shochat E, Warren PS, Faeth SH, McIntyre NE, Hope D. From patterns to emerging processes in mechanistic urban ecology. *Trends Ecol Evol*. 2006; 21:186–91. <https://doi.org/10.1016/j.tree.2005.11.019> PMID: 16701084

38. Møller AP. Urban areas as refuges from predators and flight distance of prey. *Behav Ecol.* 2012; 23:1030–5. <https://doi.org/10.1093/beheco/ars067>
39. Thompson MJ, Evans JC, Parsons S, Morand-Ferron J. Urbanization and individual differences in exploration and plasticity. *Behav Ecol.* 2018; 29:1415–25. <https://doi.org/10.1093/beheco/ary103>
40. Atwell JW, Cardoso GC, Whittaker DJ, Campbell-Nelson S, Robertson KW, Ketterson ED. Boldness behavior and stress physiology in a novel urban environment suggest rapid correlated evolutionary adaptation. *Behav Ecol.* 2012; 23:960–9. <https://doi.org/10.1093/beheco/ars059> PMID: 22936840
41. Hardman SI, Dalesman S. Repeatability and degree of territorial aggression differs among urban and rural great tits (*Parus major*). *Sci Rep.* 2018; 8:5042. <https://doi.org/10.1038/s41598-018-23463-7> PMID: 29568056
42. Dammhahn M, Mazza V, Schirmer A, Götsche C, Eccard JA. Of city and village mice: behavioural adjustments of striped field mice to urban environments. *Sci Rep.* 2020; 10:13056. <https://doi.org/10.1038/s41598-020-69998-6> PMID: 32747632
43. Samia DSM, Nakagawa S, Nomura F, Rangel TF, Blumstein DT. Increased tolerance to humans among disturbed wildlife. *Nat Commun.* 2015; 6:8877. <https://doi.org/10.1038/ncomms9877> PMID: 26568451
44. Huang P, St. Mary CM, Kimball RT. Habitat urbanization and stress response are primary predictors of personality variation in northern cardinals (*Cardinalis cardinalis*). *J Urban Ecol.* 2020; 6:juaa015.
45. Audet J-N, Ducatez S, Lefebvre L. The town bird and the country bird: problem solving and immuno-competence vary with urbanization. *Behav Ecol.* 2015:arv201. <https://doi.org/10.1093/beheco/arv201>
46. Palma A, Blas J, Tella JL, Cabezas S, Marchant TA, Carrete M. Differences in adrenocortical responses between urban and rural burrowing owls: poorly-known underlying mechanisms and their implications for conservation. *Conserv Physiol.* 2020; 8. <https://doi.org/10.1093/conphys/coaa054> PMID: 32665848
47. Batabyal A, Thaker M. Social coping styles of lizards are reactive and not proactive in urban areas. *Gen Comp Endocrinol.* 2019; 270:67–74. <https://doi.org/10.1016/j.ygcen.2018.10.007> PMID: 30336119
48. Schoech SJ, Bowman R, Bridge ES, Boughton RK. Baseline and acute levels of corticosterone in Florida Scrub-Jays (*Aphelocoma coerulescens*): Effects of food supplementation, suburban habitat and year. *Gen Comp Endocrinol.* 2007; 154:150–60. <https://doi.org/10.1016/j.ygcen.2007.05.027> PMID: 17624348
49. Charmantier A, Demeyrier V, Lambrechts M, Perret S, Grégoire A. Urbanization is associated with divergence in pace-of-life in great tits. *Front Ecol Evol.* 2017; 5:53.
50. Weaver M, Gao S, McGraw KJ. Circulating corticosterone levels vary during exposure to anthropogenic stimuli and show weak correlation with behavior across an urban gradient in house finches (*Haemorrhous mexicanus*). *Gen Comp Endocrinol.* 2018; 266:52–9. <https://doi.org/10.1016/j.ygcen.2018.04.017> PMID: 29673843
51. Grunst AS, Grunst ML, Pinxten R, Eens M. Sources of individual variation in problem-solving performance in urban great tits (*Parus major*): Exploring effects of metal pollution, urban disturbance and personality. *Sci Total Environ.* 2020; 749:141436. <https://doi.org/10.1016/j.scitotenv.2020.141436> PMID: 32841856
52. Sol D, Lapiedra O, González-Lagos C. Behavioural adjustments for a life in the city. *Anim Behav.* 2013; 85:1101–12. <https://doi.org/10.1016/j.anbehav.2013.01.023>
53. Mazza V, Dammhahn M, Lösche E, Eccard JA. Small mammals in the big city: Behavioural adjustments of non-commensal rodents to urban environments. *Glob Change Biol.* 2020; 26:6326–37. <https://doi.org/10.1111/gcb.15304> PMID: 32767603
54. Evans KL, Chamberlain DE, Hatchwell BJ, Gregory RD, Gaston KJ. What makes an urban bird? *Glob Change Biol.* 2011; 17:32–44. <https://doi.org/10.1111/j.1365-2486.2010.02247.x>
55. Kark S, Iwaniuk A, Schalimtzek A, Banker E. Living in the city: can anyone become an ‘urban exploiter’? *J Biogeogr.* 2007; 34:638–51. <https://doi.org/10.1111/j.1365-2699.2006.01638.x>
56. Carrete M, Tella JL. Inter-individual variability in fear of humans and relative brain size of the species are related to contemporary urban invasion in birds. *PLoS ONE.* 2011; 6:e18859. <https://doi.org/10.1371/journal.pone.0018859> PMID: 21526193
57. De Pasquale C, Li X, Harold M, Mueller S, Mc Laren S, Mahan C. Selection for increased cranial capacity in small mammals during a century of urbanization. *J Mammal.* 2020 [cited 2020 Dec 18]. <https://doi.org/10.1093/jmammal/gyaa121>
58. Maklakov AA, Immler S, Gonzalez-Voyer A, Rönn J, Kolm N. Brains and the city: big-brained passerine birds succeed in urban environments. *Biol Lett.* 2011; 7:730–2. <https://doi.org/10.1098/rsbl.2011.0341> PMID: 21525053
59. Trut LN. Early Canid Domestication: The Farm-Fox Experiment. *Am Sci.* 1999; 87. Available from: <http://adsabs.harvard.edu/abs/1999amsci..87....t>.

60. Künzl C, Sachser N. The Behavioral Endocrinology of Domestication: A Comparison between the Domestic Guinea Pig (*Cavia apereaf.porcellus*) and Its Wild Ancestor, the Cavy *Cavia aperea*. *Horm Behav.* 1999; 35:28–37. <https://doi.org/10.1006/hbeh.1998.1493> PMID: 10049600
61. Ericsson M, Fallahsharoudi A, Bergquist J, Kushnir MM, Jensen P. Domestication effects on behavioural and hormonal responses to acute stress in chickens. *Physiol Behav.* 2014; 133:161–9. <https://doi.org/10.1016/j.physbeh.2014.05.024> PMID: 24878317
62. Trut L, Oskina I, Kharlamova A. Animal evolution during domestication: the domesticated fox as a model. *BioEssays.* 2009; 31:349–60. <https://doi.org/10.1002/bies.200800070> PMID: 19260016
63. Rauw WM, Johnson AK, Gomez-Raya L, JCM D. A hypothesis and review of the relationship between selection for improved production efficiency, coping behavior, and domestication. *Front Genet.* 2017; 8. <https://doi.org/10.3389/fgene.2017.00134> PMID: 29033975
64. Huang S, Slomianka L, Farmer AJ, Kharlamova AV, Gulevich RG, Herbeck YE, et al. Selection for tameness, a key behavioral trait of domestication, increases adult hippocampal neurogenesis in foxes. *Hippocampus.* 2015; 25:963–75. <https://doi.org/10.1002/hipo.22420> PMID: 25616112
65. Bélteky J, Agnvall B, Jensen P. Gene expression of behaviorally relevant genes in the cerebral hemisphere changes after selection for tameness in Red Junglefowl. *PLoS ONE.* 2017; 12. <https://doi.org/10.1371/journal.pone.0177004> PMID: 28481924
66. Hare B, Plyushnina I, Ignacio N, Schepina O, Stepika A, Wrangham R, et al. Social cognitive evolution in captive foxes is a correlated by-product of experimental domestication. *Curr Biol.* 2005; 15:226–30. <https://doi.org/10.1016/j.cub.2005.01.040> PMID: 15694305
67. Sih A, Del Giudice M. Linking behavioural syndromes and cognition: a behavioural ecology perspective. *Philos Trans R Soc B Biol Sci.* 2012; 367:2762–72. <https://doi.org/10.1098/rstb.2012.0216> PMID: 22927575
68. Oikonomidou E, Batzina A, Karakatsouli N. Effects of food quantity and distribution on aggressive behaviour of gilthead seabream and European seabass. *Appl Anim Behav Sci.* 2019; 213:124–30. <https://doi.org/10.1016/j.applanim.2019.02.010>
69. Salvanes AGV, Moberg O, Ebbesson LOE, Nilsen TO, Jensen KH, Braithwaite VA. Environmental enrichment promotes neural plasticity and cognitive ability in fish. *Proc R Soc B Biol Sci.* 2013; 280:20131331. <https://doi.org/10.1098/rspb.2013.1331> PMID: 23902903
70. Sol D, Duncan RP, Blackburn TM, Cassey P, Lefebvre L. Big brains, enhanced cognition, and response of birds to novel environments. *Proc Natl Acad Sci U S A.* 2005; 102:5460–5. <https://doi.org/10.1073/pnas.0408145102> PMID: 15784743
71. Sol D, Bacher S, Reader SM, Lefebvre L. Brain size predicts the success of mammal species introduced into novel environments. *Am Nat.* 2008; 172:S63–71. <https://doi.org/10.1086/588304> PMID: 18554145
72. Wilkins AS, Wrangham RW, Fitch WT. The “domestication syndrome” in mammals: a unified explanation based on neural crest cell behavior and genetics. *Genetics.* 2014; 197:795–808. <https://doi.org/10.1534/genetics.114.165423> PMID: 25024034
73. Boulton K, Couto E, Grimmer AJ, Earley RL, Canario AVM, Wilson AJ, et al. How integrated are behavioural and endocrine stress response traits? A repeated measures approach to testing the stress-coping style model. *Ecol Evol.* 2015; 5:618–33. <https://doi.org/10.1002/ece3.1395> PMID: 25691986
74. Vaz-Serrano J, Ruiz-Gomez ML, GjØen HM, Skov PV, Huntingford FA, Øverli Ø, et al. Consistent boldness behaviour in early emerging fry of domesticated Atlantic salmon (*Salmo salar*): Decoupling of behavioural and physiological traits of the proactive stress coping style. *Physiol Behav.* 2011; 103:359–64. <https://doi.org/10.1016/j.physbeh.2011.02.025> PMID: 21352840
75. Mazza V, Dammhahn M, Eccard JA, Palme R, Zaccaroni M, Jacob J. Coping with style: individual differences in responses to environmental variation. *Behav Ecol Sociobiol.* 2019; 73:142. <https://doi.org/10.1007/s00265-019-2760-2>
76. Brooker RM, Casey JM, Cowan Z-L, Sih TL, Dixon DL, Manica A, et al. Domestication via the commensal pathway in a fish-invertebrate mutualism. *Nat Commun.* 2020; 11:6253. <https://doi.org/10.1038/s41467-020-19958-5> PMID: 33288750